

QD-L002E Universal learning remote

Product Description

QD-L002E is a universal learning remote control for TV, DVD, SAT and AUX remote. It's use selected super intelligent IC, and designed by ourselves, with excellent learning, This learning remote will remember the learning content permanently.

QD-L002E adopt four pages learning, it can learn TV, DVD(CD, LD, VCD, DVD) ,SAT, AUX at the same time, except air-conditioner remote control (our company has other model KT-L001E for learning air-conditioner remote control). Use one remote control, then you can control almost all machines in your home. It is your best choice for purchase remote control.

Instruction of Remote control

1. This learning remote will remember the learning content permanently by the high quality IC after learning, it will remember the latest information and clear the previous memory automatically.
2. The learning function of this remote control can be repeated many more times, but it only can remember the latest information. And also you can redefine all the functions, including "TV", "DVD", "SAT" and "AUX"
3. If know well with the methods for learning, you can learning more devices in one page.

For example 1, In SAT page, you also can learn these functions, such as POWER, AV, VOLUME for TV device, so you can select to control TV or SAT without transferring.

For example 2, In the page of TV device, you can also learn the function "STOP", "PLAY" and so on of DVD, then this remote can control your TV and DVD at the same time. It is very convenient.

Technical parameters:

- Learning Buttons:** 40keys×4page
- Controllable distance:** Larger than 8 meters
- Battery model:** Battery AAA (R03.UM-4)×2
- Dimension:** L180mm×W49mm×D19mm
- Weight:** 68g (not include batteries)



MADE IN CHINA
NO.K-E-000111-V1

QD-L002E Universal learning remote

• FOR TV、DVD、SAT and AUX

- Reliable learning
- good looking
- Excellent memory
- Full function



The perfect replacement of all-in-one devices remote

QD-L002E

Universal Learning Remote Control User's Guide

Product Description

QD-L002E is a universal learning remote control for TV, DVD, SAT and AUX remote. It's use selected super intelligent IC, and designed by ourselves, with excellent learning, This learning remote will remember the learning content permanently. It will remember the latest information and clear the previous memory automatically after you re-learn.

QD-L002E adopt four pages learning, it can learn TV, DVD(CD, LD, VCD, DVD) , SAT, AUX at the same time, except air-conditioner remote control (our company has other model KT-L001E for learning air-conditioner remote control). Use one remote control, then you can control almost all machines in your home. It is your best choice for purchase remote control.

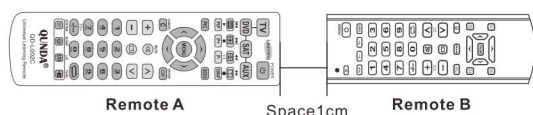
Battery Installation

Open batteries cover, put two of AAA (VM-4, R03) batteries as per polar indicated into battery cabin. After installing, press POWER key, if the LED light, it means installing correct. If not, installing wrong or the batteries null. If it is not used for a long time, remove the battery. This remote has code memory function. It can be used directly after change batteries.

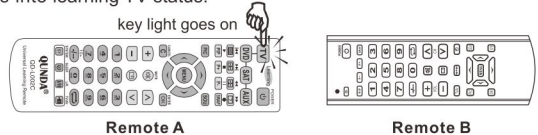
Learning process guide

Learning for TV remote control

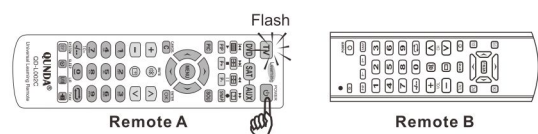
1. First, this learning remote is called Remote A, your remote which will be copied and learned is called Remote B. In the whole learning process, please put the front of Remote B to Remote A's with space 1CM.



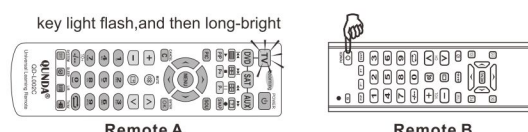
2. Press and hold "TV" key of Remote A, "TV" key light is from weak to strong and then long-bright, release the "TV" key, and it means that it gets into learning TV status.



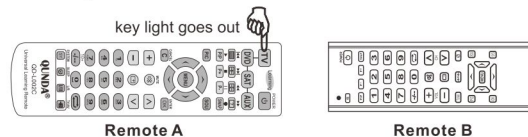
3. Press the key of remote A which you want to learning, such as "POWER" key, then the TV key light flash, it gets into learning POWER status.



4. Press and hold the "POWER" key of remote B for 1 seconds, if the "TV" key light of remote A is flashing and then long-bright, it means this function is learned successfully.



5. Repeat step 3 and 4, press the other function of remote A, and then press the opposite function of remote B, learn other functions.
6. After finish learning, press "TV" key on Remote A, TV key light goes out, it exits learning state for TV function. Then it can be used as TV remote.



7. If "TV" key light comes light again, please repeat step 3 and 4, till the light goes out, the learning succeed
8. After finish learning, remote A can control your TV, Check if all function key is ok for use. If not, do the learning process once again.

The learning methods for DVD remote control is same as learning TV remote control. Learn DVD, should press "DVD" key, and the light is also changed into "DVD" key light. The learning methods for SAT remote control is same as learning TV remote control. Learn SAT, should press "SAT" key, and the light is also changed into "SAT" key light. The learning methods for AUX remote control is same as learning TV remote control. Learn AUX, should press "AUX" key, and the light is also changed into "AUX" key light.

Operation of remote control

Press the opposite device key as your requirement, then the device key light would light, and then it can control normally.

For example, Press "TV" key and "TV" key light turns on, then it can control your TV Press "DVD" key and "DVD" key light turns on, then it can control your DVD

Warm tips

- If you have any problems in process, please try the following methods to resolve
1. Make sure the batteries are not worn out and that they are inserted correctly.
 2. Please read the learning process carefully, and operate follow the correct steps
 3. For valid learning, please use the single original A/C remote control to learn. Note those universal remote (especially not QUNDA's brand) may makes mistake for learning.
 4. Check there are no obstruction between the remote control and your instrument and remote control aim at your device
 5. Before using the remote, Check you had pressed the device key (such as TV, SAT, DVD, AUX) which you need.

After-sales Service

Please contact our company or our dealers as soon as possible, if you have some problem for using our remote control. We will do our best to provide best service for you except disconnect and repair your remote control by yourself, or remote control's plastic case is shabby.

All Manual can download from our Website.(www.qunda.com or www.qunda.net)